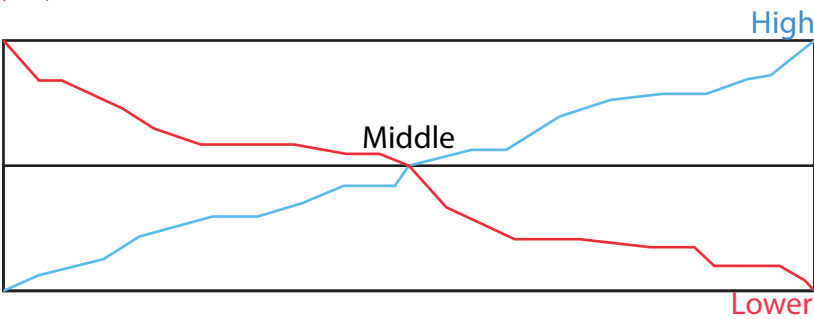


Before making a decision.
You must know the tools to use.
Here they are

- TOOLS
- The last box
 - The digit
 - The worm

The digits : 0 1 2 3 4 5 6 7 8 9

TABLE MOVEMENT WORM



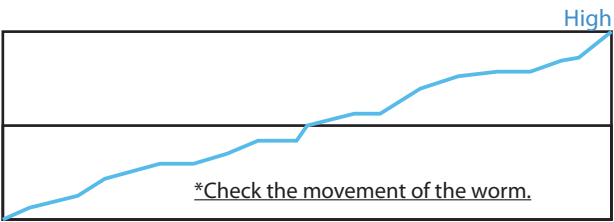
HOW TO TAKE A POSITION FROM LDP ANALYZER ?

To open a position from an LDP ANALYZER. First, the digit starts with 0 in the last box



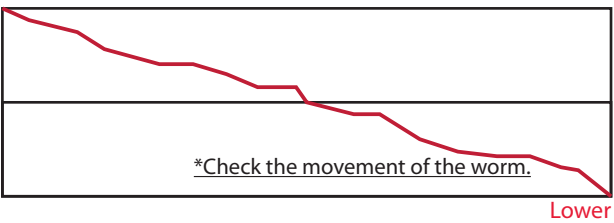
FALL

Here's how to do it for FALL



SIGNAL TO OPEN DOWN 06 07 08 09

Worm High



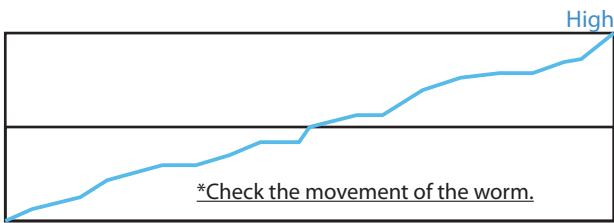
SIGNAL TO OPEN DOWN 01 02 03 04

Worm Lower



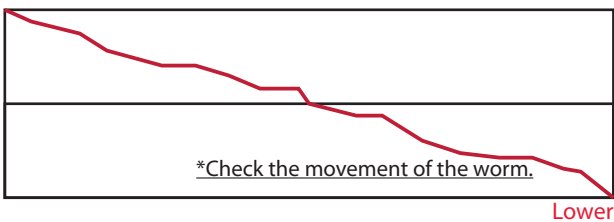
RISE

Here's how to do it for RISE



SIGNAL TO OPEN UP 01 02 03 04

Worm High



SIGNAL TO OPEN UP 06 07 08 09

Worm Lower



Note

The blue or red color on the boxes is not important



Make 2 or 4 operations per day. Do not exceed this limit.